

# THANK YOU!



Colorado had a  
great 2022 Election!

---

POLITICAL SUMMARY



# WE WON 100% OF OUR STATEWIDE OFFICES!

US Senate Michael Bennet

Governor Jared Polis

Attorney General Phil Weiser

Secretary of State Jena Griswold

State Treasurer Dave Young

State Board of Education At Large Kathy Plomer

---

## POLITICAL SUMMARY



# HISTORIC CONGRESSIONAL SEATS!

Congressional District 1 – Congresswoman Diana DeGette

Congressional District 2 – Congressman Joe Neguse

Congressional District 6 – Congressman Jason Crow

Congressional District 7 – Sen. Brittany Pettersen

Congressional District 8 – Rep. Yadira Caraveo

---

## POLITICAL SUMMARY



# STATE BOARD OF EDUCATION

6 DEMOCRATS – 3 REPUBLICANS

Rebecca McClellan – SBE6

Rhonda Solis – SBE8

Kathy Plomer – SBE At Large

---

POLITICAL SUMMARY



# CU BOARD OF REGENTS

5 DEMOCRATS – 4 REPUBLICANS

Wanda James – CUR1

---

POLITICAL SUMMARY



# COLORADO STATE SENATE

23 DEMOCRATS – 12 REPUBLICANS

SD 3 Nick Henrichsen

SD 8 Dylan Roberts

SD 11 Tony Exum

SD 15 Janice Marchman

SD 20 Lisa Cutter

SD 22 Jessie Danielson

SD 24 Kyle Mullica

SD 25 Faith Winter

SD 27 Tom Sullivan

SD 32 Robert Rodriguez

SD 34 Julie Gonzales

SD 13 Kevin Priola – Party Switch

---

## POLITICAL SUMMARY



# COLORADO STATE HOUSE

46 DEMOCRATS – 14 REPUBLICANS

HD1 – Javier Mabry

HD2 – Stephen Woodrow

HD3 – Meg Froehlich

HD4 – Serena Gonzales-Gutierrez

HD5 – Alex Valdez

HD6 – Elisabeth Epps

HD7 – Jennifer Bacon

HD8 - Leslie Herod

HD9 – Emily Sirota

HD10 – Junie Joseph

HD11 – Karen McCormick

HD12 – Tracey Bernet

HD13 – Julie McCluskie

HD16 – Stephanie Vigil

HD17 – Regina English

HD18 – Marc Snyder

HD19 – Jennifer Parenti

HD23 – Monica Duran

HD24 – Lindsey Daugherty

HD25 – Tammy Story

HD26 – Meghan Lukens

HD27 – Brianna Titone

HD28 – Sheila Lieder

HD29 – Shannon Bird

HD30 – Chris Kennedy

HD31 – Said Sharbini

HD32 – Dafna Michaelson Jenet

HD33 – William Lindstedt

HD34 – Jenny Willford

HD35 – Adrienne Benavidez

HD36 – Mike Weissman

HD37 – Ruby Dickson

HD38 – David Ortiz

HD40 – Naquetta Rickes

HD41 – Iman Jodeh

HD42 – Mandy Lindsay

HD43 – Bob Marshall

HD46 – Tisha Mauro

HD49 – Judy Amable

HD50 – Mary Young

HD52 – Cathy Kipp

HD 53 – Andrew Boesenecker

HD 57 – Elizabeth Velasco

HD 59 – Barbara McLachlan

HD 61 – Eliza Hamrick

HD 62 – Matt Martinez

---

## POLITICAL SUMMARY



# Montezuma County Democrats Political Summary 2022

Active registered voters in Montezuma County 2022: 19,074

Total votes cast 2022 midterms: 12,672

Turnout: 66.44%

Results: <https://results.enr.clarityelections.com/CO/115903/web.307039/#/summary>

---





**2018**

**Comparison  
Executive Team**

**2022**

<b>Governor</b>	
Jared Polis/Dianne Primavera	4,403 37.59%

<b>Governor</b>	
Jared Polis/Dianne Primavera	5,187 41.43%
	<b>+3.84%</b>

<b>Secretary of State</b>	
Jena Griswold	4,229 36.84%

<b>Secretary of State</b>	
Jena Griswold	4,742 39.93%
	<b>+3.09%</b>

<b>Treasurer</b>	
Dave Young	4,184 36.79%

<b>Treasurer</b>	
Dave Young	4,715 38.35%
	<b>+1.56%</b>

<b>Attorney General</b>	
Phil Weiser	4,231 36.93%

<b>Attorney General</b>	
Phil Weiser	4,859 39.44%
	<b>+2.51%</b>



## 2020

## Comparison

## 2022

Senate	
John Hickenlooper	5,538 36.45%

Senate	
Michael Bennet	5,072 40.55%
	<b>+4.1 %</b>

CD 3	
Diane Mitsch Bush	5,614 36.73%

CD 3*	
Adam Frisch	5,313 42.68%
	<b>+5.95%</b>

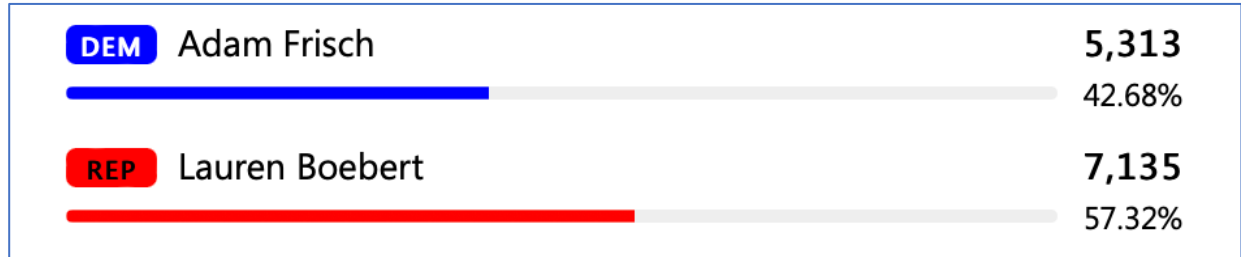
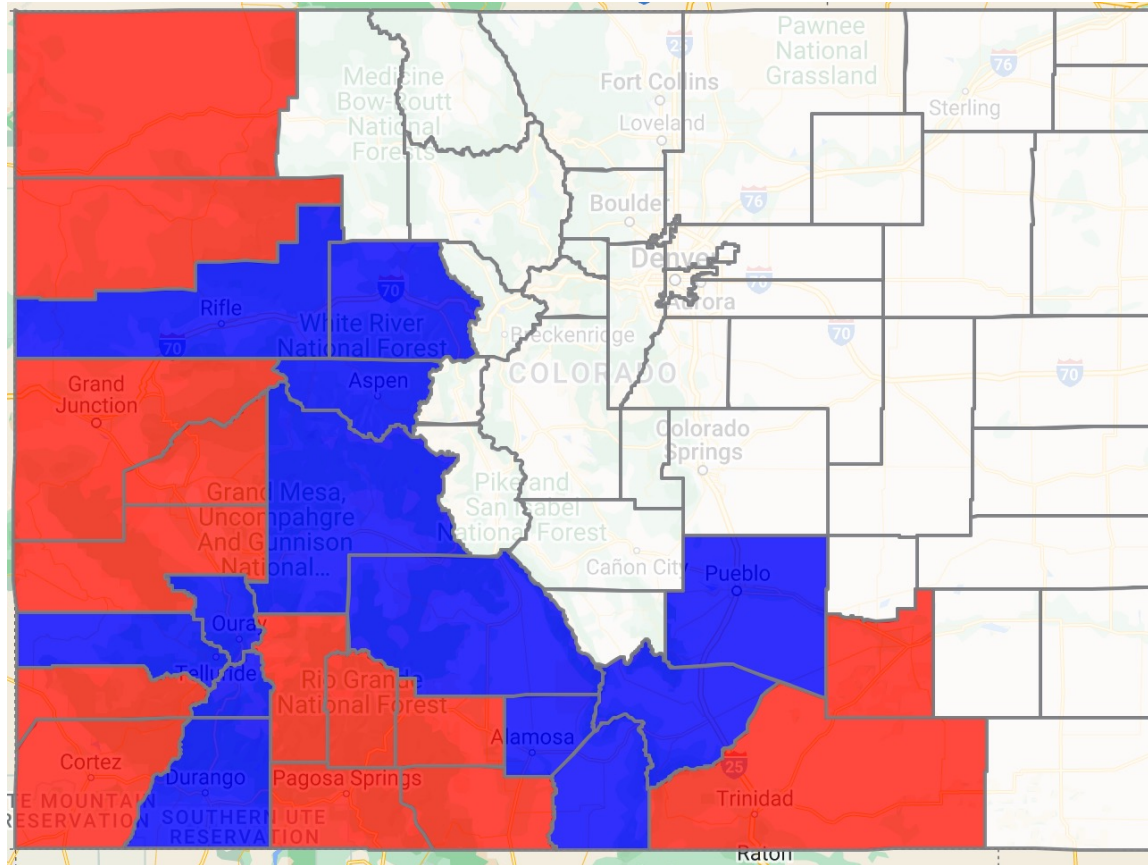
State Board of Ed CD 3	
Mayling Simpson	5,530 36.96%

State Board of Ed At-Large	
Kathy Plomer	4,457 37.83%
	<b>+0.87%</b>

\*Frisch increased percentage of vote by 5.95% even as CD 3 was redistricted to become a 9.3% Republican advantage CD. The DCCC gave him a 2% chance to win. He came so close! 3500+ Dems in HD 58 (6.2 counties in CD 3) did not vote.



# CD3 & Montezuma 2022



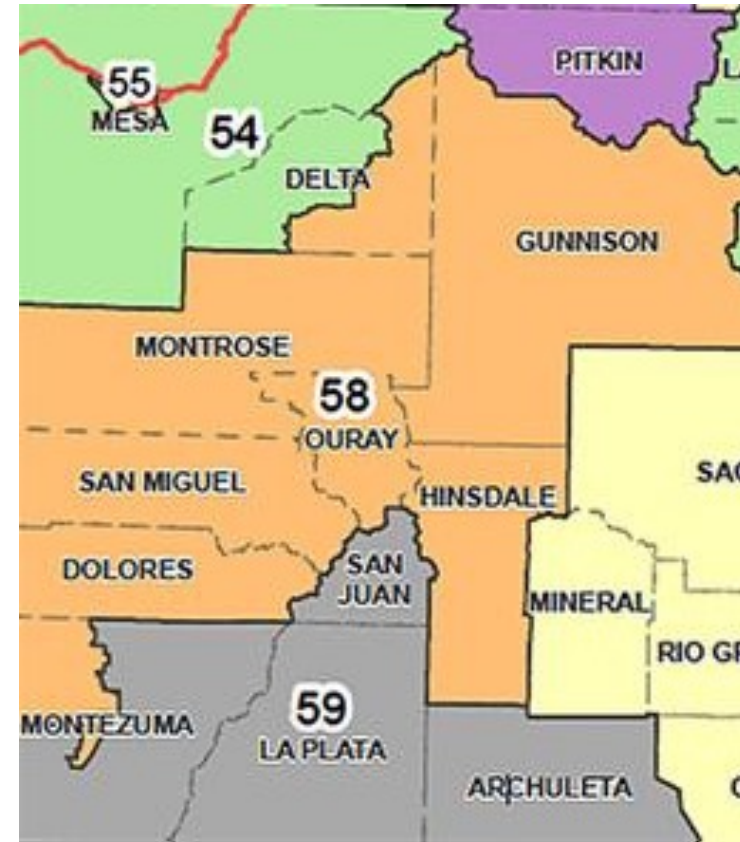
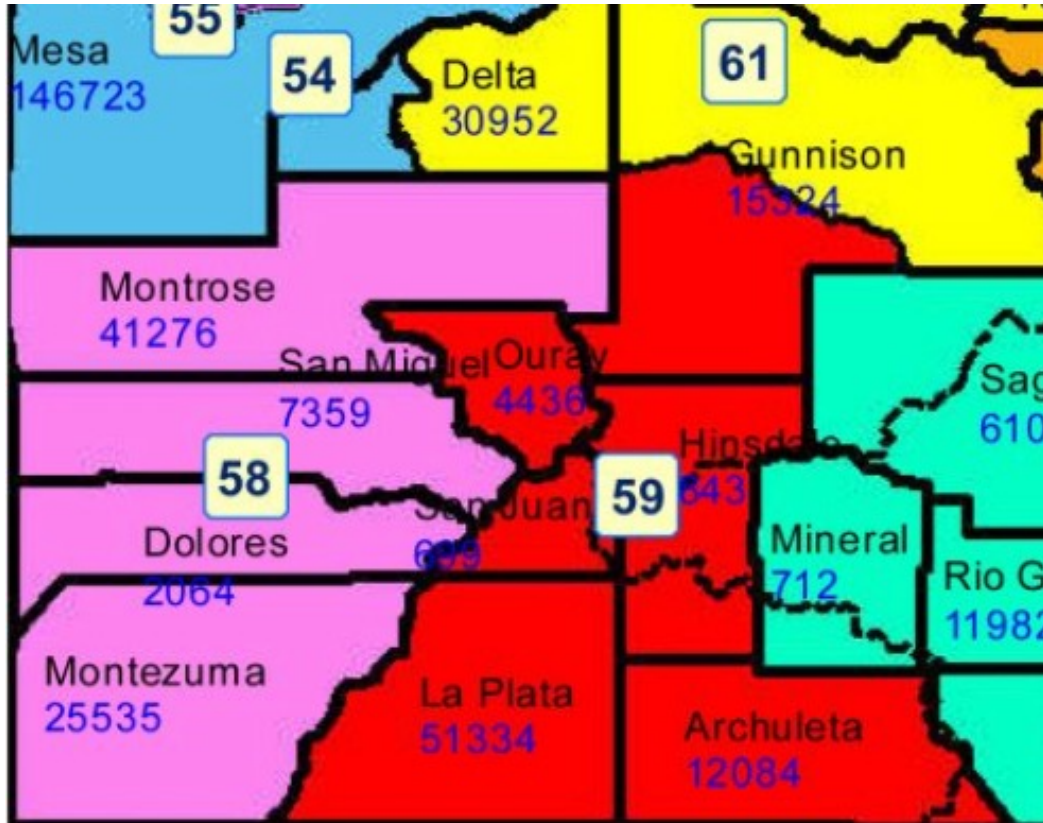
I surmise that the **3.19% decrease** in vote total for Boebert from 2020 to 2022 was due largely to sane Republicans who were fed-up and sick of her antics and turned to Frisch.



2021

# HDs 58 & 59

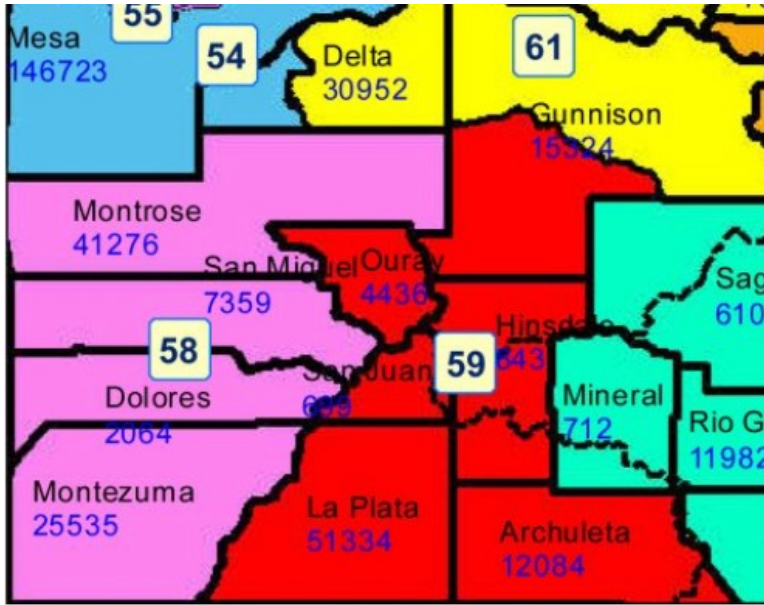
2022



\*Redistricting went into effect in 2021; Montezuma County became a multi-house district county: HD 58 in the upper NW corner of the county, and HD 59 the remainder of the county. Until 2021 we were entirely located in HD 58, making comparisons challenging. See next slide.



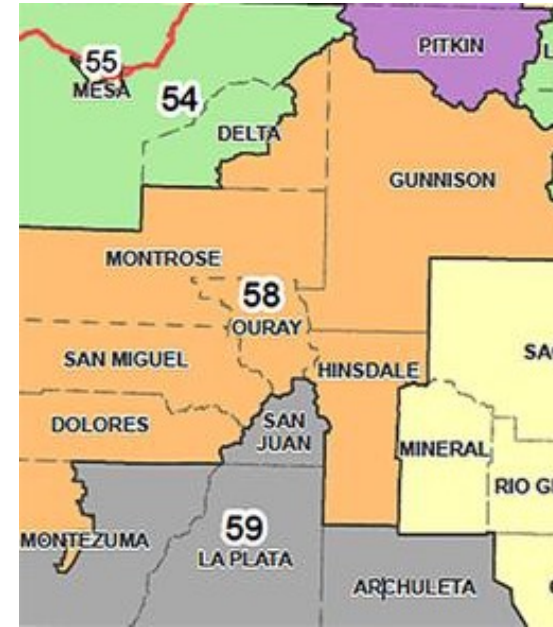
# 2020



# HD 58

The results shown are votes for Montezuma County. In 2022 there were 4,272 registered, active voters in the portion of HD 58 that lies in Montezuma County. 3,186 of them voted. HD 58 became more winnable by a Dem, although as an unknown against the incumbent, Catlin, Kuns had a hard task. Still, district-wide he got 43.2% of the vote, astonishing for a newcomer. In MoCo we delivered almost 600 more votes than anticipated for Kuns.

# 2022



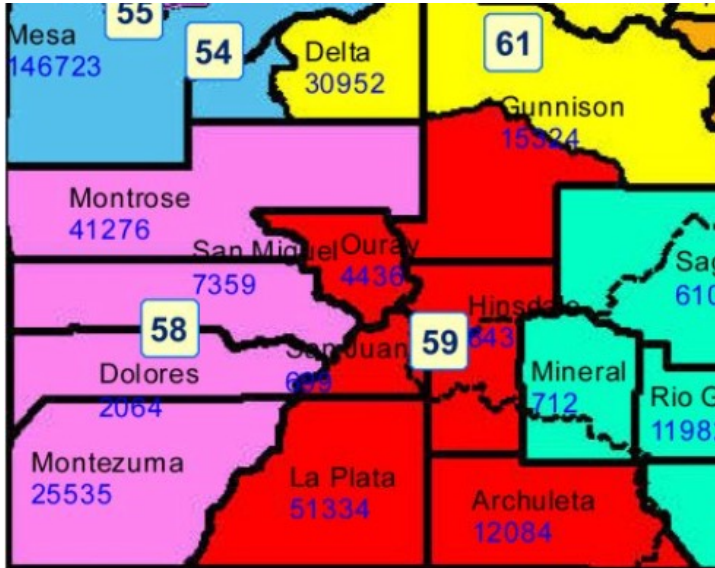
In 2020 all of Montezuma County was in HD 58:



In 2022 only a portion of MC was in HD 58 & there were 255 registered Dems in that small portion of HD 58.



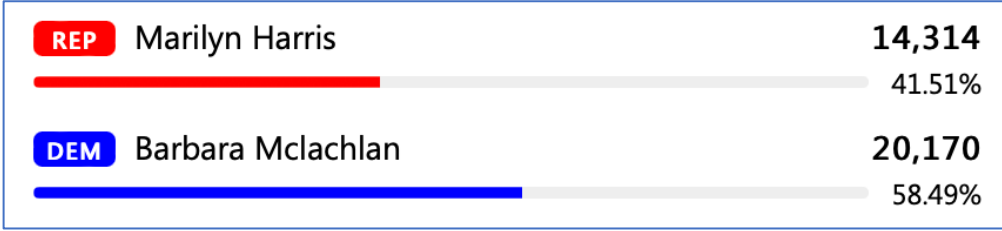
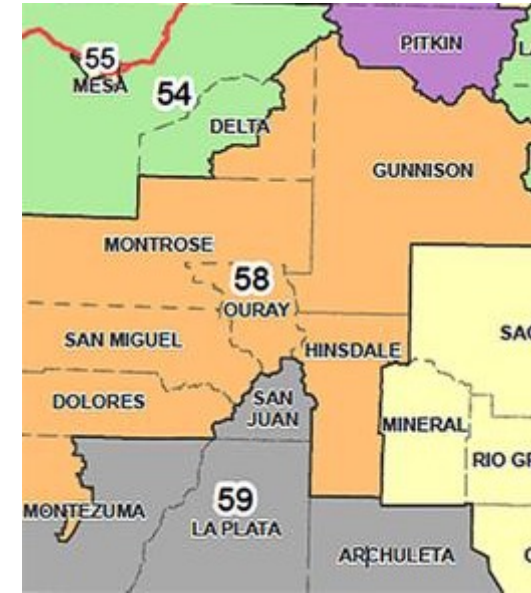
# 2020



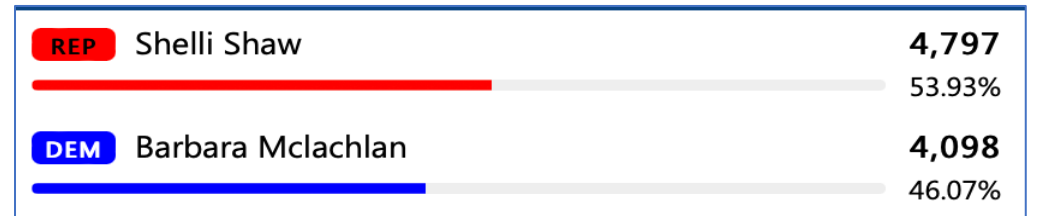
# HD 59

Because Montezuma County was not located in HD 59 until redistricting the results on the left are for the entire district, while those on the right show the entire district above and Montezuma below. HD 59 was a safe Democratic HD until it was redrawn. The House Majority Project, independent expenditure committees, and LPC Dems and Montezuma Dems made contributions to the McLachlan campaign. In Montezuma County we knocked over 9,000 doors, and we outperformed expectations, effectively winning this district for McLachlan.

# 2022



The box directly above reports the vote totals for 2020 for the entire district. The box to the right of that reports the vote totals for McLachlan vs Shaw for the entire district; and the box directly right of this box show the vote totals for Montezuma County 2022.



# THANK YOU!



Montezuma County Dems had a  
great 2022 Election!

---

